



Khairul Islam higher Education Society's

Maharashtra College

OF ARTS, SCIENCE & COMMERCE

18-08-2022

Ref. No. _____

Date _____

NOTICE

Degree College Online ATKT Form submission

SEM-I, II, III, & IV

A.T.K.T. /Regular Students EXAMINATIONS, SEPT./OCT., 2022

FY./SY.BA/BSc./B.Com./Comp.Sci./IT/BMS ATKT / Regular Sem. I, II, III, IV, EXAMINATIONS.


Application Forms for the ensuing A.T.K.T. Examinations for regular/ATKT students the above classes will be accepted **online** as follows:-

ONLINE FILLING OF EXAMINATION FORMS & PAYMENT OF FEES

- | | | | | |
|----|----------------------------------|------------|----|------------|
| 1. | F.Y. B.A./BCOM/BSC/BMS/I.T./C.S. | 22-08-2022 | To | 31-08-2022 |
| 2. | S.Y.B.A./BCOM/BSC/BMS/I.T./C.S. | 22-08-2022 | To | 31-08-2022 |

No. of Subjects	Fees
01	Rs. 200/-
02	Rs. 400/-
03 & More	Rs. 1000/-

- For FY/SY Students it is compulsory to submit Exam fees receipt along with copy of **Mark Sheet**, otherwise they will not allowed for examination.
- (Offline form will be accepted between **10:30 am to 12:30 pm** for **(75:25 pattern Student)** in Exam Section (Room No.24).
- No Examination Fees and Forms will be accepted after the above schedule is over, under any circumstances.


PRINCIPAL

246-A, JEHANGIR BOMAN BEHRAM ROAD, MUMBAI - 400 008.

TEL : 2308 1664 / 2308 1665 • FAX : 2309 2248

Website : www.maharashtracollege.org • E-mail : prin.maharashtracasc08@yahoo.com

PROCEDURE FOR APPLYING ATKT "ONLINE"

Website: <http://cimsstudent.mastersofterp.in/>



Click on **"Get username and password"**



Enter your Register Mobile number and
Click on **"Send Password"**



User Name and Password will be send on Register Mobile
Number



Go to **"Examination"** Then
Click on **"Apply for Exam Subject"**



Select **"Course"** then Select **"Exam Session"**



Select Subject/s in **"Subject List"**



After selecting subject/s click on **"Calculate Amount"**



Click on **"Apply Subject"**

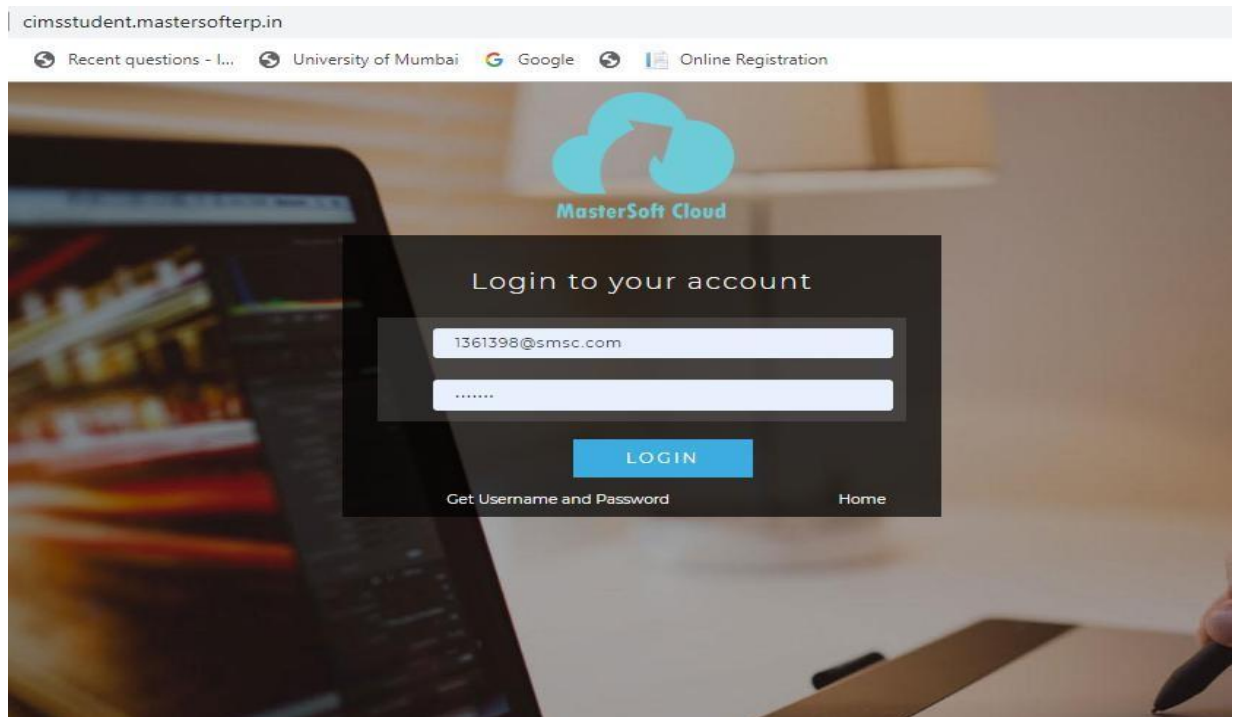


Click on **"Pay Now"** and pay the fees

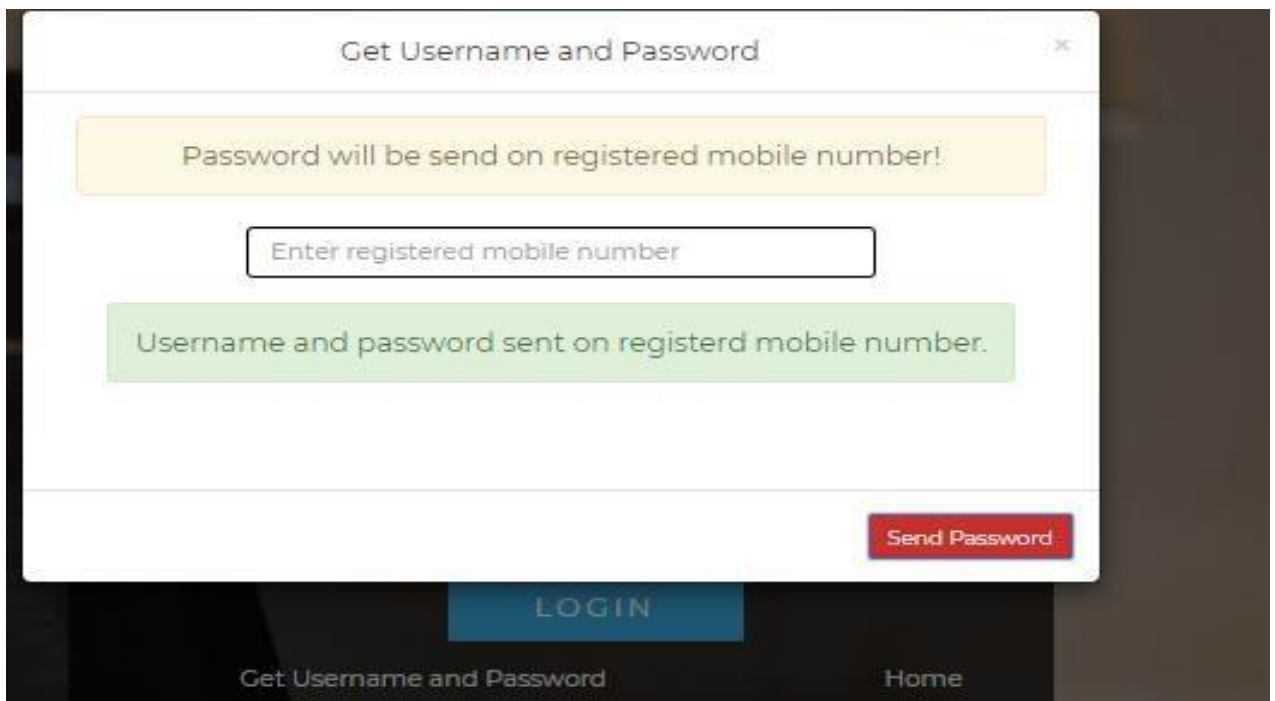
Note: If you have ATKT in more than one semester, apply Semester/s (E.g. Semester I , II, III, IV) then click on "Pay Now"

Guidelines for ATKT Online Application.

Step 1: Please go to <http://cimsstudent.mastersofterp.in/>



Step 2: Please click on **Get username and password** and enter your registered mobile number and if mobile no is not registered than contact admin office. You will get an SMS stating your username and password.



Step 3: Please login with your credentials and you will see your user profile.

Session: 2020-2021

- Dashboard
- Profile
- Attendance
- ITILE/ E-Learning
- Student Section
- Examination
- Fees Receipt
- Feedback
- Online Registration

Semester Wise Result

Percentage

No Data

Year/Semester

Semester Wise Attendance

null

Important Notice

- Fees Reminder -No balance fees!
- TEST TEST
- Event Notification 'All about Banking Exams' has begun ! Join NOW!
Joining Link : Join Zoom Meeting <https://us02web.zoom.us/j/7842525735?pwd=NGgrL1JVRXUyM3VmbTVaZ1E1c3lzQT09> Meeting ID: 784 252 5735
Passcode: mastersoft Certificates will be shared in 7 days, please fill in the feedback link shared during the session for the same. Regards, Team MasterSoft.
- test test

Step 4: Go to Examination Section in the Menu and go to apply for exam subject

Apply For Exam Subject

Course * FYBCOM SEM 1

Exam Session * ATKT DEC 2020

Apply For Subject Pay Now Cancel

Subject List

	SUBJECT NAME	SUBJECT TYPE	SUBJECT PATTERN
<input type="checkbox"/>	ACCOUNTANCY AND FINANCIAL MANAGEMENT	THEORY	EXTERNAL
<input type="checkbox"/>	COMMERCE-I	THEORY	EXTERNAL
<input type="checkbox"/>	BUSINESS ECONOMICS-I	THEORY	EXTERNAL
<input type="checkbox"/>	ENVIROMENTAL STUDIES	THEORY	EXTERNAL
<input type="checkbox"/>	MATHEMATICS AND STATISTICAL TECHNIQUES	THEORY	EXTERNAL

Applied Subject List

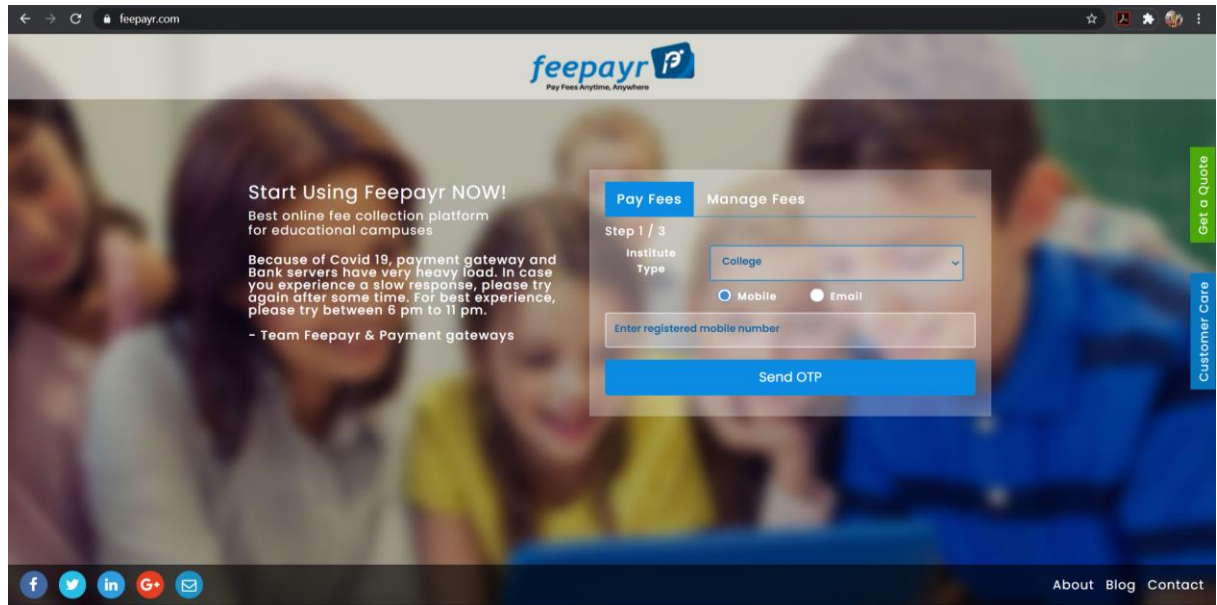
SUBJECT NAME	SUBJECT TYPE	SUBJECT PATTERN	APPLIED DATE
No records available!			

Activate Windows
Go to Settings to activate Windows.

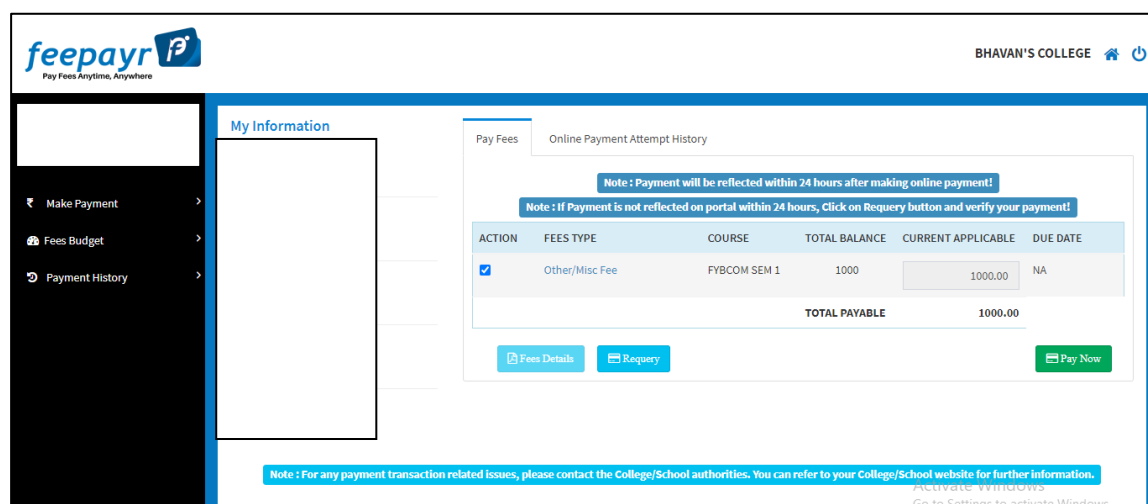
Step 5: Select Course and Exam Session. Backlog Subject for that Semester will List down and select the Subjects for which you want to apply and Click on Submit to Apply.

Once Applied then click on **PAY NOW** button to the necessary Payment.

Step 6: After clicking on **PAY NOW** button you will be redirected to **Feepayr.com** Select the institute type as college and enter the registered mobile number and click on send OTP.



Step 7: You will see amount which is to be paid for each semester. Click on Pay Now Tab.



Step 8: Finally, click on Proceed to Payment and you will be redirected to Payment Gateway portal

feepayr Pay Fees Anytime, Anywhere

BHAVAN'S COLLEGE

AAKANKSHA SHAI ENDRA

My Information

Student Id

Pay Fees Online Payment Attempt History

FEES TYPE	FEES
Other/Misc Fee	1000

How much you want to pay?
1000

Balance Fees
0

Proceed to Payment Back

Note: Please wait for 24 hours to do next payment!

Note: For any payment transaction related issues, please contact the College/School authorities. You can refer to your College/School website for further information.

GO TO SETTINGS TO ACTIVATE WINDOWS

Bhavans College

< GO BACK

Bhavans College Order
Transaction ID: 1216414

Amount to be paid
₹1,000
Inclusive of Convenience Charge + GST

PAY INSTANTLY USING QR CODE
Scan QR code using Paytm or your preferred UPI app

paytm | UPI

For the best experience, scan the QR using the latest version of the Paytm App
Information regarding Convenience Fee will not be displayed in older versions of the app (8.6.0 or below)

Ok Got It!

Click to enlarge

SELECT AN OPTION TO PAY

paytm
Pay easily using your saved payment methods
Mobile number registered with Paytm

Active
Go to S

Note: -

1. You can apply for multiple semester by selecting semester in the drop down and clicking on submit and doing the payment for the same.
2. Payment needs to be done separately for all semester and every semester form needs to be submitted separately.
3. Payment for each semester will be different for as per subject count wise

THANK YOU